

# ZXM7-UHLDD144 Series

16BB HALF-CELL N-Type TOPCon Bifacial Double Glass  
Monocrystalline PV Module

**555-580W**

**POWER RANGE**

**22.45%**

**MAXIMUM EFFICIENCY**

**0.40%**

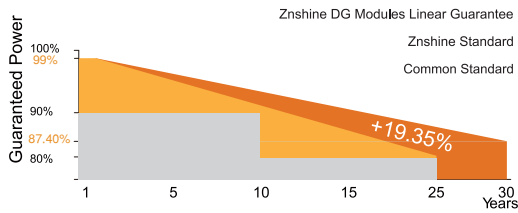
**YEARLY DEGRADATION**



**12 YEARS PRODUCT WARRANTY**



**30 YEARS OUTPUT GUARANTEE**



\*Please check the valid version of Limited Product Warranty which is officially released by ZNSHINE PV-TECH Co.,Ltd.



IEC 61215/IEC 61730/IEC 61701/IEC 62716/UL6 1730

ISO 14001: Environmental Management System

ISO 9001: Quality Management System

ISO45001: Occupational Health and Safety Management System

\*As there are different certification requirements in different markets, please contact your local znshine sales representative for the specific certificates applicable to the products in the region in which the products are to be used.

## Key Features



### Excellent Cells Efficiency

SMBB technology reduce the distance between busbars and finger grid line which is benefit to power increase.



### Better Weak Illumination Response

More power output in weak light condition, such as haze, cloudy, and early morning.



### Anti PID

Ensured PID resistance through the quality control of cell manufacturing process and raw materials.



### Adapt To Harsh Outdoor Environment

Resistant to harsh environments such as salt, ammonia, sand, high temperature and high humidity environment.



### TIER 1

Global, Tier 1 bankable brand, with independently certified advanced automated manufacturing.



### Excellent Quality Management System

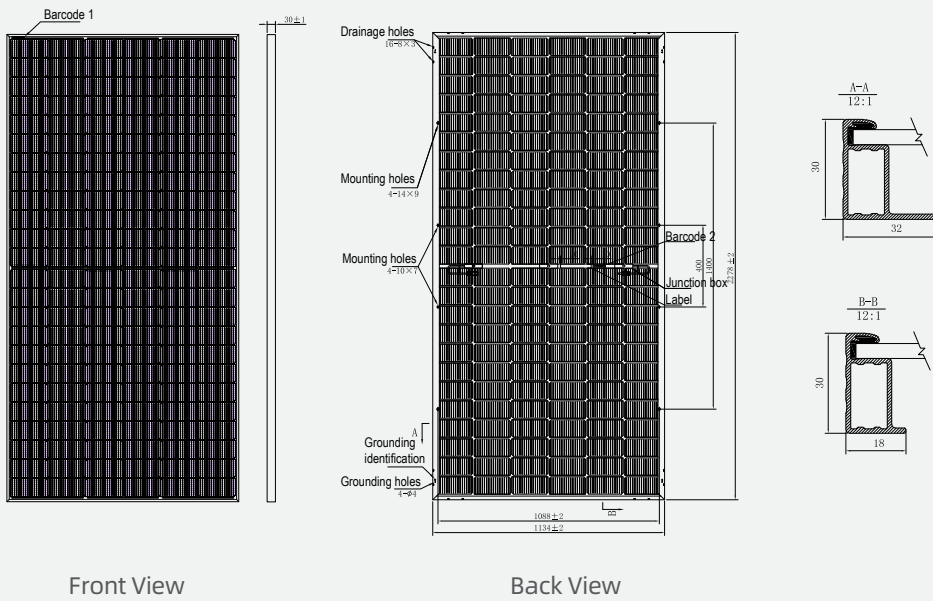
Warranted reliability and stringent quality assurances well beyond certified requirements.



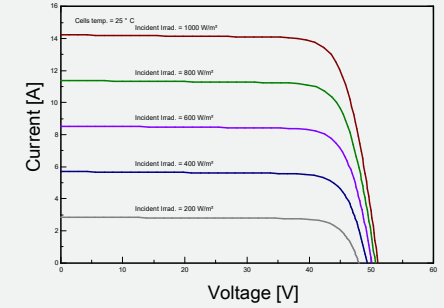
### Bifacial Technology

Up to 25% additional power gain from back side depending on albedo.

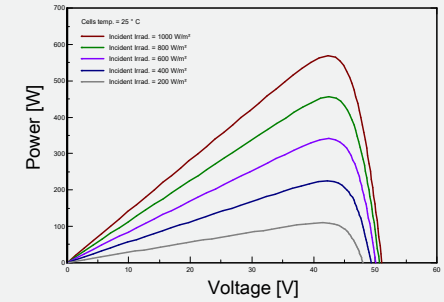
## DIMENSIONS OF PV MODULE(mm)



## I-V CURVES OF PV MODULE(570W)



## P-V CURVES OF PV MODULE(570W)



## ELECTRICAL CHARACTERISTICS | STC\*

Nominal Power Watt Pmax(W)*	555	560	565	570	575	580
Maximum Power Voltage Vmp(V)	41.80	42.00	42.20	42.40	42.60	42.80
Maximum Power Current Imp(A)	13.28	13.34	13.39	13.45	13.50	13.56
Open Circuit Voltage Voc(V)	50.50	50.70	50.90	51.10	51.30	51.50
Short Circuit Current Isc(A)	14.05	14.11	14.17	14.23	14.29	14.35
Module Efficiency (%)	21.48	21.68	21.87	22.07	22.26	22.45

\*The data above is for reference only and the actual data is in accordance with the practical testing  
 \*STC (Standard Test Condition): Irradiance 1000W/m², Module Temperature 25±2°C, AM 1.5  
 \*Measuring uncertainty: ±3%, all the electrical characteristics such as Power, Im, Vm and FF are within ±3% tolerance.

## MECHANICAL DATA

Solar cells	N-type Monocrystalline
Cells orientation	144 (6x24)
Module dimension	2278x1134x30 mm (With Frame)
Weight	31.5±1.0 kg
Glass	2.0 mm+2.0mm, High Transmission, AR Coated Heat Strengthened Glass
Junction box	IP 68, 3 diodes
Cables	4 mm², 350 mm (With Connectors)
Connectors*	MC4-compatible

\*Please refer to regional datasheet for specified connector

## ELECTRICAL CHARACTERISTICS | NMOT\*

Maximum Power Pmax(Wp)	419.00	422.80	426.40	430.30	433.90	437.80
Maximum Power Voltage Vmp(V)	39.30	39.50	39.70	39.90	40.00	40.20
Maximum Power Current Imp(A)	10.65	10.70	10.74	10.79	10.83	10.88
Open Circuit Voltage Voc(V)	47.70	47.80	48.00	48.20	48.40	48.60
Short Circuit Current Isc(A)	11.34	11.39	11.44	11.48	11.53	11.58

\*NMOT: Irradiance 800W/m², Ambient Temperature 20°C, AM 1.5, Wind Speed 1m/s

## ELECTRICAL CHARACTERISTICS WITH 25% REAR SIDE POWER GAIN\*

Front power Pmax/W	555	560	565	570	575	580
Total power Pmax/W	694	700	706	713	719	725
Vmp/V(Total)	41.90	42.10	42.30	42.50	42.70	42.90
Imp/A(Total)	16.56	16.63	16.70	16.76	16.83	16.90
Voc/V(Total)	50.60	50.80	51.00	51.20	51.40	51.60
Isc/A(Total)	17.52	17.59	17.67	17.74	17.82	17.88

\*Bifacial Gain: The additional gain from the back side compared to the power of the front side at the standard test condition. It depends on mounting (structure, height, tilt angle etc.) and albedo of the ground.

## TEMPERATURE RATINGS

NMOT	44°C ±2°C
Temperature coefficient of Pmax	(-0.30±0.03)%/°C
Temperature coefficient of Voc	-0.25%/°C
Temperature coefficient of Isc	0.046%/°C
Refer. Bifacial Factor	(80±10)%

\*Remark: Do not connect Fuse in Combiner Box with two or more strings in parallel connection

## WORKING CONDITIONS

Maximum system voltage	1500 V DC
Operating temperature	-40°C~+85°C
Maximum series fuse	30 A
Front Side Maximum Static Loading	Up to 5400Pa
Rear Side Maximum Static Loading	Up to 2400Pa

## PACKAGING CONFIGURATION \*

Piece/Box	36
Piece/Container(40'HQ)	720

\*Customized packaging is available upon request.  
 \*Remark: Electrical data in this catalog do not refer to a single module and they are not part of the offer. They only serve for comparison among different module types.  
 \*Caution: Please be kindly advised that PV modules should be handled and installed by qualified people who have professional skills and please carefully read the safety and installation instructions before using our PV modules.